

# Amphibious Bridging and Ferrying System

## M3







EX Anakonda 2016

## M3 • Amphibious Bridging and Ferrying System

In terms of loading capacity, construction time, cross-country and marine maneuverability the M3 is the world's leading Amphibious Bridging and Ferrying System. The M3 has proven its superior performance and reliability under extreme climate conditions, in various trials, exercises, civil defense operations and in combat. After accumulating years of use it continues to demonstrate that, compared to other floating bridges, the M3 is the most cost-effective floating bridge system in the world.

Cross-Country Capability



Winter Trials



### M3 Superior Performance

- Construction of a 100 m (328 ft) bridge in approx. 10 minutes
- Carries all NATO vehicles in bridge and ferry mode
- 60% climbing capability
- Operable in water currents up to 3.5 mps (11.5 fps)
- Maximum road speed of 80 km/h (50 mph)
- No land anchoring system required

### M3 Main Features

- Marine propulsion by two 360° turnable water pump jets
- 4-wheel drive and 4-wheel steering
- 6-speed automatic gearbox
- Differential and longitudinal locks
- Tire-pressure adjusting system
- Retractable axles



# M3 System Capabilities

## M3 – IRB Coupling Device



## Virtual Reality (VR) Trainer



## Co-Operative Computer-Based Training System



## Civil Defence Operations



## Computer-Based Training System

Web Based Training – M3  
Chapter 3 – Fuel system  
Page 1 / 12

Maintainer

Steering system - four wheel steering

Four-wheel steering:  
In normal driving mode, the rear wheels are held in the straight ahead position by a blocking cylinder which locks into quadrant on the right wheel. Since the left and right wheels are connected by a track rod, the left wheel is also locked in the straight ahead position.





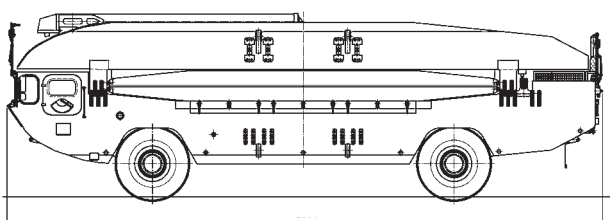
## M3 Technical Data

Vehicle		
Overall length	13.03 m	42 ft 9"
Width (side pontoons folded) / Width (side pontoons unfolded)	3.35 m / 6.57 m	11 ft 0" / 21 ft 7"
Height (wheels in standard position)	3.97 m	13 ft 1"
Vehicle classification		MLC 30

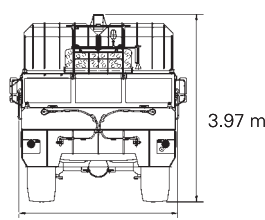
Performance		
Engine performance	298 kW	Diesel engine
Road traveling speed	80 km/h	50 mph
Water traveling speed	3.5 m/s	11.5 fps
Climbing capability		60% = 31°

Ferry Operation		
Payload (single load) up to		carries all NATO vehicles
Usable roadway width	4.76 m	15 ft 8"
Construction time (e.g. 2-bay ferry)	~ 3 min.	max. 6 soldiers

Bridge Operation		
Payload (single load) up to		carries all NATO vehicles
Usable roadway width	4.76 m	15 ft 8"
Construction time (e.g. 100 m bridge)	~ 10 min.	max. 24 soldiers

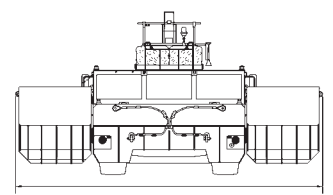


12.86 m



3.97 m

3.35 m



6.57 m

Subject to technical alterations. Specific requests by the customer will be implemented if possible!



M3 4-Bay Ferry



M3 Coupling Procedure



M3 Bridge Configuration




M3 Water – Land Transition




## M3 Water Operation Configurations


M3 2-Bay Ferry in Close-Coupling Configuration




M3 2-Bay Ferry in Open-Coupling Configuration



40 m M3 Bridge in Open-Close-Open-Coupling Configuration



100 m M3 Bridge in Open-Coupling Configuration



The Transatlantic Partner for Land Defense in Europe

**GENERAL DYNAMICS**  
European Land Systems

General Dynamics  
European Land Systems–Bridge Systems GmbH  
Barbarossastrasse 30  
67655 Kaiserslautern, Germany  
Phone +49 (0)631 3616 0  
Fax +49 (0)631 3616 1300  
info.bridges@gdels.com  
www.gdels.com